



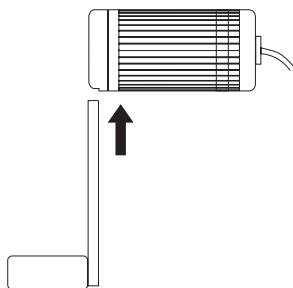
TEX:ENERGY®
OFF-GRID POWER

INFINITE ORBIT

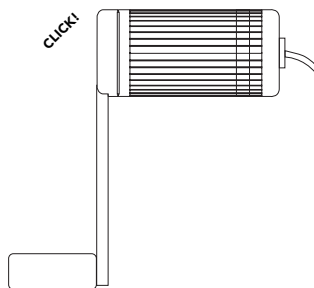
QUICK
START
GUIDE



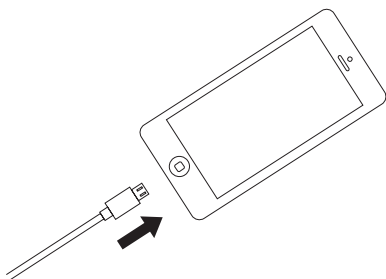
START CHARGING YOUR DEVICES:



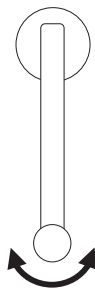
- 1 Line up crank handle with the groove on the top of the unit.



- 2 Slide crank handle into the groove and wait for a click.



- 3 Use the attached Micro USB cable to connect to your device using the appropriate connector.



- 4 Turn handle clockwise or anti-clockwise at a steady speed – the handle is designed to detach if you crank too fast.

Would you like to know more about Texenergy?

If so, please go to www.texenergy.com where you will be able to find information about our off-grid products, what we do, news, frequently asked questions, contact details and more.

For customer support, email us at support@texenergy.com

Find more Texenergy on

